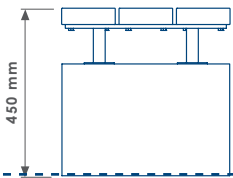
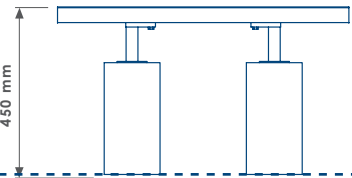
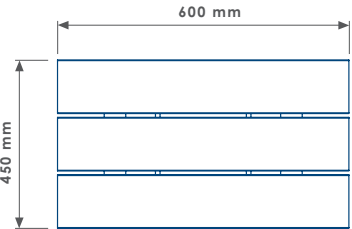


SHELDON BENCH

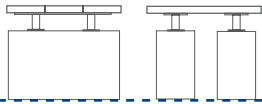
SBN304-600



NOTES

- Site Engineer to determine suitable fixing method.
- We recommend resin bonding all plinth mount furniture to finished grade (firm engineered surface).
- Image shows a Dark Oak Stain. This is available upon request.

FIXING OPTIONS



FINISHED GRADE
(FIRM ENGINEERED SURFACE)

D

PRODUCT DIMENSIONS

LENGTH: 600 mm	WIDTH: 450 mm	HEIGHT: 450 mm	WEIGHT: 125 kg
----------------	---------------	----------------	----------------

PRODUCT FINISHES

FIXING OPTIONS: Plinth Mount (D)
SLAT MATERIALS: Treated Redwood Class 3 (TRC3) - Treated Redwood Class 4 (TRC4) - Hardwood Iroko (HI) - Douglas Fir (DF)
METAL FINISHES: Galvanised (GL) - Galvanised and Powder Coated (GPC) - Stainless Steel (SS)